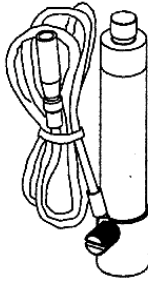


# COMET ANTENNA

2m-band Antenna matching section

**MODEL HFJ-2m**

## Instruction Manual



Thank you for purchasing our products.

This product can operate in the 2m-band by connecting the HFJ-2m matching coil to the HFJ-350M telescopic element.

### COMET CO., LTD.

4-18-2, Tsuji, Minami-ku, Saitama-shi, Saitama-pref  
336-0026, JAPAN  
TEL : +81-48-839-3132 (Customer Service)  
FAX : +81-48-839-3136  
URL : <https://www.comet-ant.co.jp> (Japanese Site)

### For your safety!

Read this manual carefully for proper handling and operation before using. Keep this manual in a safe place for future reference.

### [ Specifications ]

Frequency	144 to 148MHz
Antenna type	1/2λ non-radial
Gain	approx. 2.14dBi
Impedance	50Ω
VSWR	1.5 or less
Max.Input Power	Peak:50W / Ave.20W
Length	w/ telescopic element Length : approx.1100mm
	Only extension coil: approx. 94mm
Weight	approx. 70g (Body)

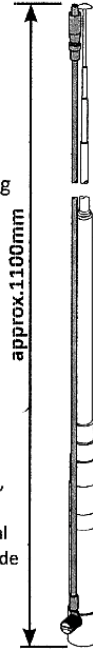
### [ How to use ]

- ① Connect the HFJ-350M telescopic element to the HFJ-2m .
- ② The length of the element is adjusted by aligning and stretching the ends of the scale wire.

- There is no problem in operation if the scale wire is attached during operation, but the wire should be removed and what is more, turning the knurled screw.

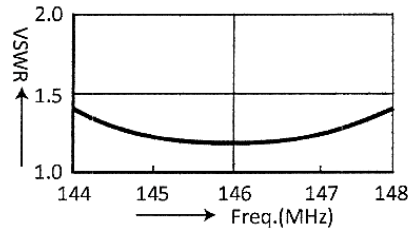
- By removing the scale wire and connecting it to the ground terminal of the HFJ-350M's power feed section,

you can use it as an extension terminal that allows you to connect a homemade radial wire (counterpoise) to the tip bullet terminal.



### [ SWR value on adjustment ]

The wire length for the scale is the length to be in tune with 146MHz, so please refer to it.



### [ Amount of change per 1cm (standard value) ]

Change in telescopic element per cm (estimated value)  
: approx. 500 kHz

### ⚠ Handling and operation precautions

- When installing or removing the antenna or adjusting the element, be careful not to open your eyes at the end of the rod.
- Do not touch the antenna during and immediately after transmission. The fever can cause burns.
- Change the location of the antenna if there are obstacles near the location. It can cause trouble with a VSWR and a resonance frequency.
- When extending the rod, always keep in mind that there are no obstacles in the height direction.
- Do not use when the surface is wet, and use completely dry.

### ⚠ Caution

- This product is designed for amateur radio communication only.
- Do not use the product with an output higher than the specified value. It leads to heat generation and damage.
- During continuous output, there is a possibility of element heat and deterioration of SWR. In that case, please reduce the output or increase the output interval.
- Adjust an antenna correctly. It leads to heat generation and damage if SWR is not suitable.
- Repairs and modifications by the customer themselves may cause damage.
- If the telescopic element is bent, it is impossible to repair. Please handle it carefully.
- The telescopic element is not waterproof. When used in the rain, there is a possibility of water entering the telescopic element. It leads to bad SWR. In that case, please dry thoroughly before using the telescopic element.

### [ Inspection and maintenance ]

- If a phenomenon that seems to be abnormal occurs, stop using it immediately and check the cause. If you cannot find the cause, please contact the store where you purchased the product.
- Check the SWR of the antenna before operation to confirm that it is working properly.
- Periodically check the mounting screws and metal fittings for looseness, and retighten loose parts.

### [ After-sales service ]

- Replacement parts are available for damage to each part due to an unexpected accident, deterioration due to long-term use, and replacement. Please contact the store where you purchased the product.
- For installation and assembly methods and other technical questions, please contact our service staff.

**COMET CO., LTD.** JAPAN

TEL: +81-48-839-3132 (Customer Service)

FAX: +81-48-839-3136

Specifications or appearance is subject to change without notice.

1st edition, Oct/2020. Printed in JAPAN.  
Copyright (C) 2020 COMET CO., LTD. All Rights Reserved.